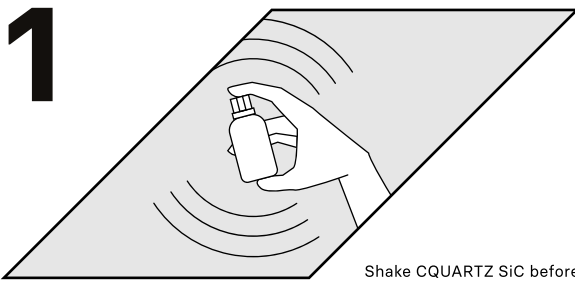


# Instruction manual

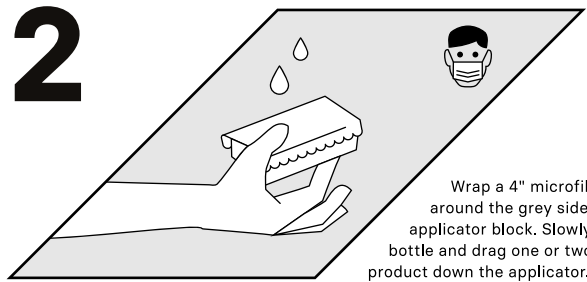
## PRECAUTIONS:

- Do not apply in direct sun or on hot surface
- Do not re-use 4" Suede applicators
- Do not re-use the towels you used to buff off with on paint
- Wear hand protection
- Wear respiratory protection such as painters mask

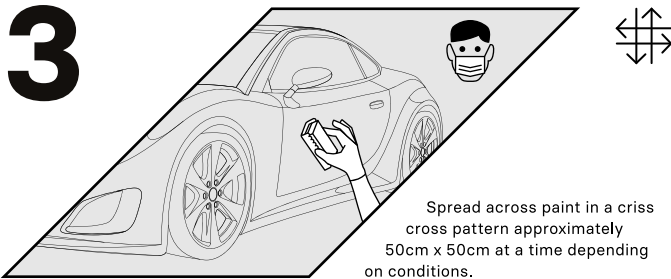
## INSTRUCTIONS:




Shake CQUARTZ SIC before use.



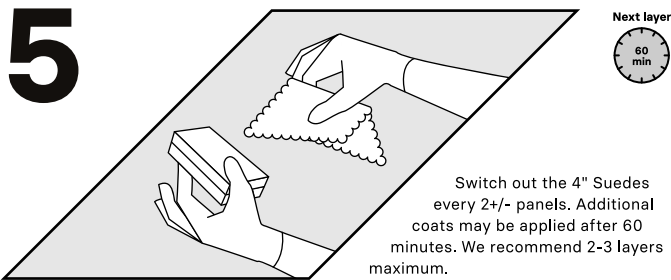
Wrap a 4" microfiber suede around the grey side of applicator block. Slowly open bottle and drag one or two lines of product down the applicator.



Spread across paint in a criss cross pattern approximately 50cm x 50cm at a time depending on conditions.



Buff off as soon as it hazes dry (within 1-10 minutes depending) using a 16" x 16" CARPRO 2Face Microfiber Towel. Be sure to remove all excess residue and only then do you move to the next section.



Switch out the 4" Suedes every 2+/- panels. Additional coats may be applied after 60 minutes. We recommend 2-3 layers maximum.

